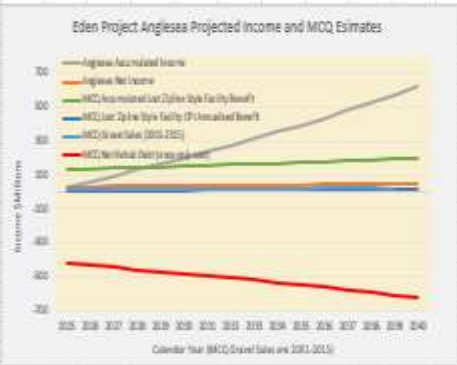


Mt Coot-tha Quarry, Eden Project & Eden Project Anglesea – Excel Chart Screen Shots



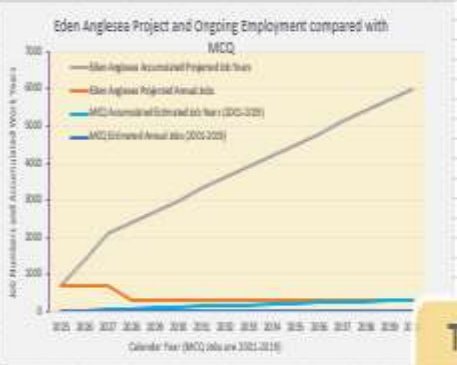
Accumulated Coraish Eden Project Gross Value Added against the MCQ Rehab Debt. GVA Data was obtained from published case study material (2 Billion Pounds since 2001). MCLR belief: Continued mining of Mt Coot-tha DOGIT tourist parkland = Economic Disaster.



Eden Project Anglesea is underway and projected income estimates are published. By comparison current MCQ income is minimal and there is no case for making it worse. MCLR Belief: There is no economic case for continued destruction of prime essential tourism precinct.



Annual Coraish Eden Project Gross Value Added against the MCQ Rehab Debt. GVA Data was obtained from published case study material. MCLR belief: Continued mining of Mt Coot-tha DOGIT tourist parkland = Economic Disaster.



Eden Project Anglesea is underway and projected employment estimates. They state 700 construction jobs and 300 permanent jobs when completed.



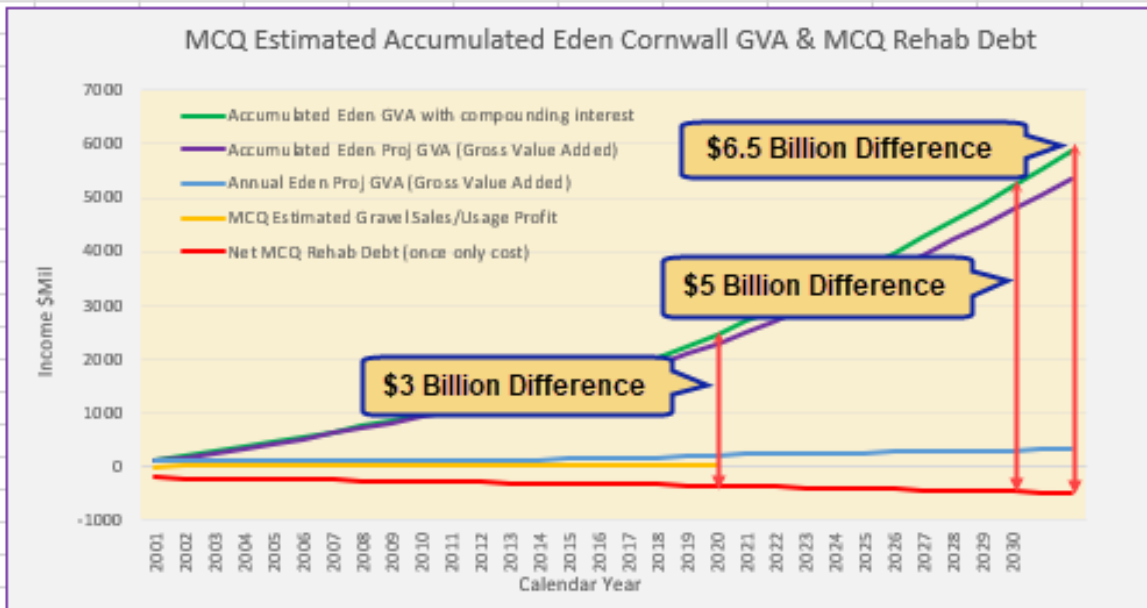
The Accumulated BCC Gross Benefit as provided by a Zipline style facility in the rehab MCQ. Data was CPI annualised as a suggested minimum financial benefit baseline. MCLR belief: Continued mining of Mt Coot-tha DOGIT tourist parkland = Economic Disaster.



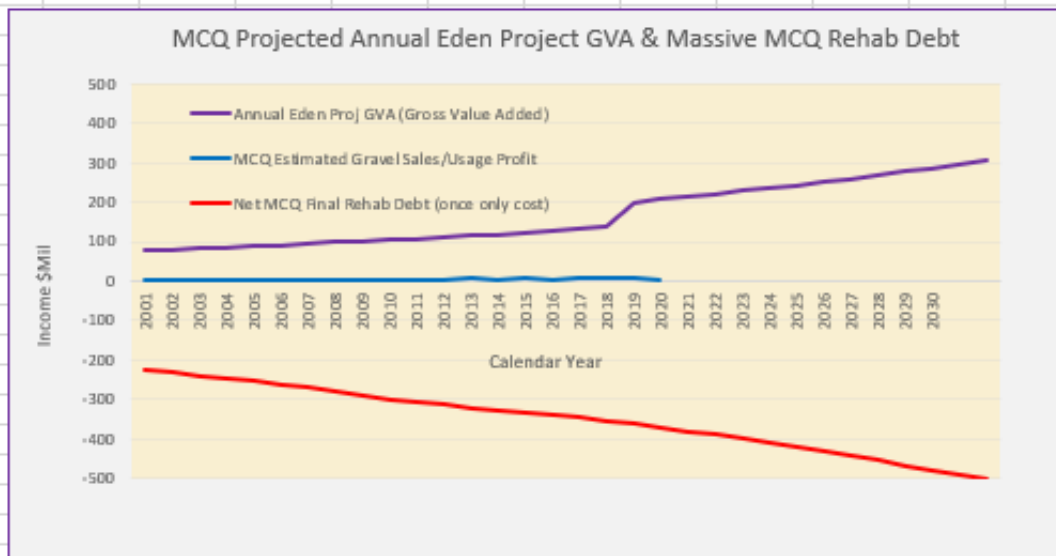
This chart shows the estimated approximate Tonnes of Gravel mined at MCQ since 2000. The truck movements are for 10 ton trucks (to and from), this being a fifth of the tonnage. These truck movements are an estimation of the trucks which have been using and damaging Brisbane Streets for decades. Total Estimated MCQ Truck Movements = 8 Million Truck Movements (to & from MCQ).



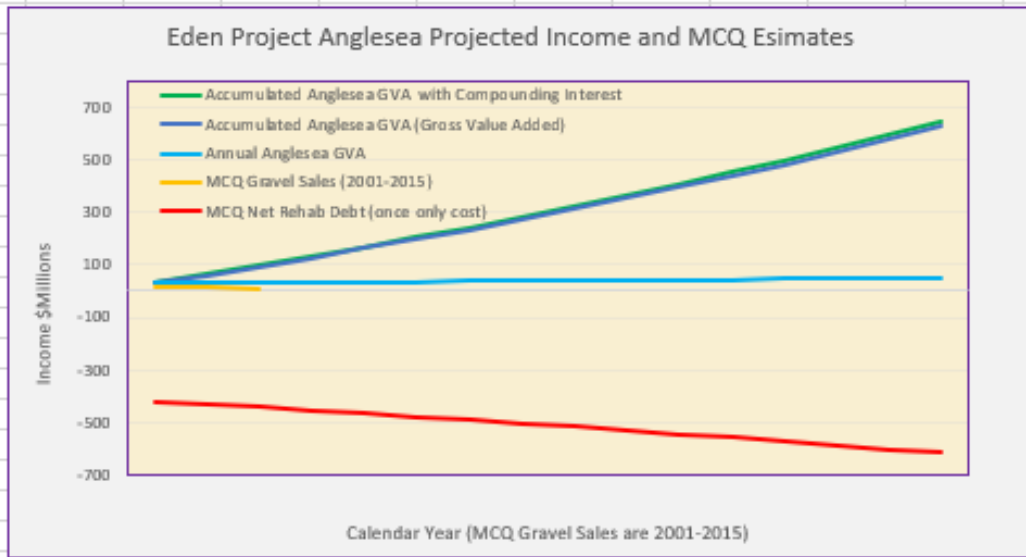
This is a screen shot of the MCQ Rehabilitation Estimates. You can download this spreadsheet for your own usage.



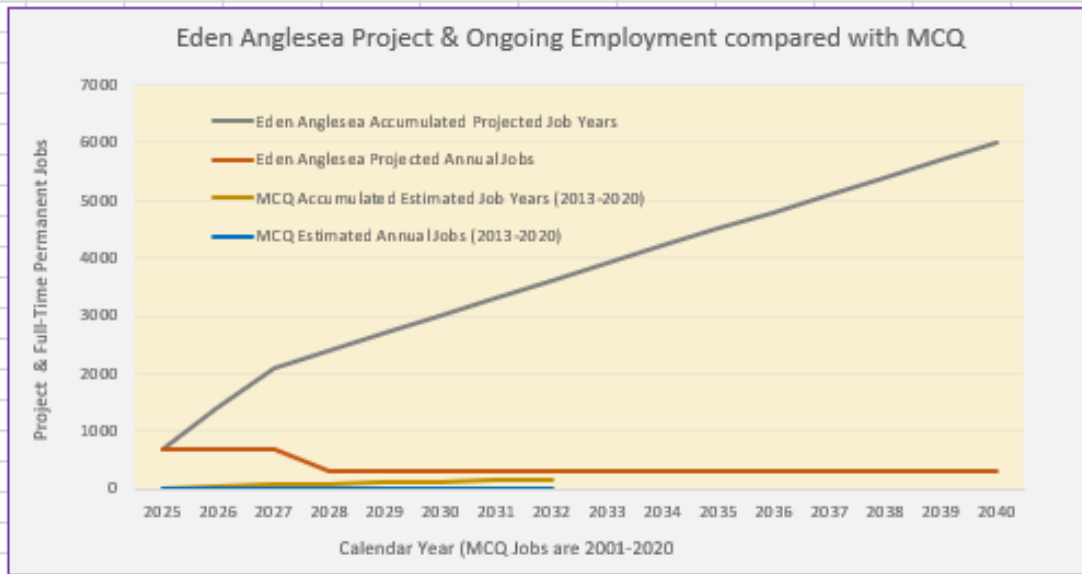
Accumulated Cornish Eden Project Gross Value Added against the MCQ Rehab Debt.
GVA Data was obtained from published case study material (2 Billion Pounds since 2001).
MCLR belief: Continued mining of Mt Coot-tha DOGIT tourist parkland = Economic Disaster.



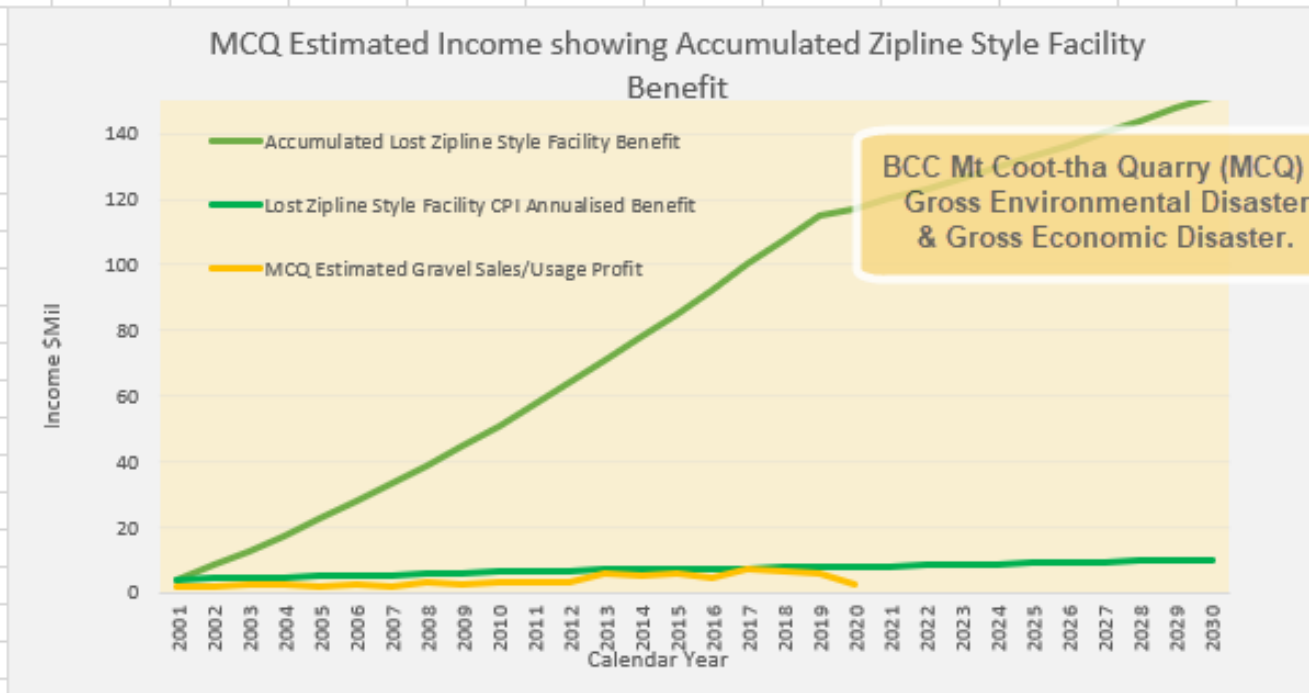
Annual Cornwall Eden Project Gross Value Added against the MCQ Rehab Debt.
GVA Data was obtained from published UK case study material.
MCLR belief: Continued mining of Mt Coot-tha DOGIT tourist parkland = Economic Debt Disaster.



Eden Project Anglesea is underway in Victoria Australia and projected income estimates are published. By comparison current MCQ income is minimal and the BCC continues increasing the rehabilitation debt. MCLR Belief: There is no economic case for continued destruction of prime essential tourism precinct.



Eden Project Anglesea is underway and projected employment estimates are published. They state 700 construction jobs and 300 permanent jobs when completed. MCLR Belief: Brisbane and QLD needs new quarry rehab & ongoing parkland jobs now (not in 2032).



This chart shows the Accumulated BCC Gross Benefit as provided by a Zipline style facility in the rehabilitated MCQ. Data was CPI annualised as a suggested minimum baseline from which an Eden Style project could be expanded. It is apparent that the continued mining of gravel from the Mt Coot-tha DOGIT tourist parkland is an economic disaster.

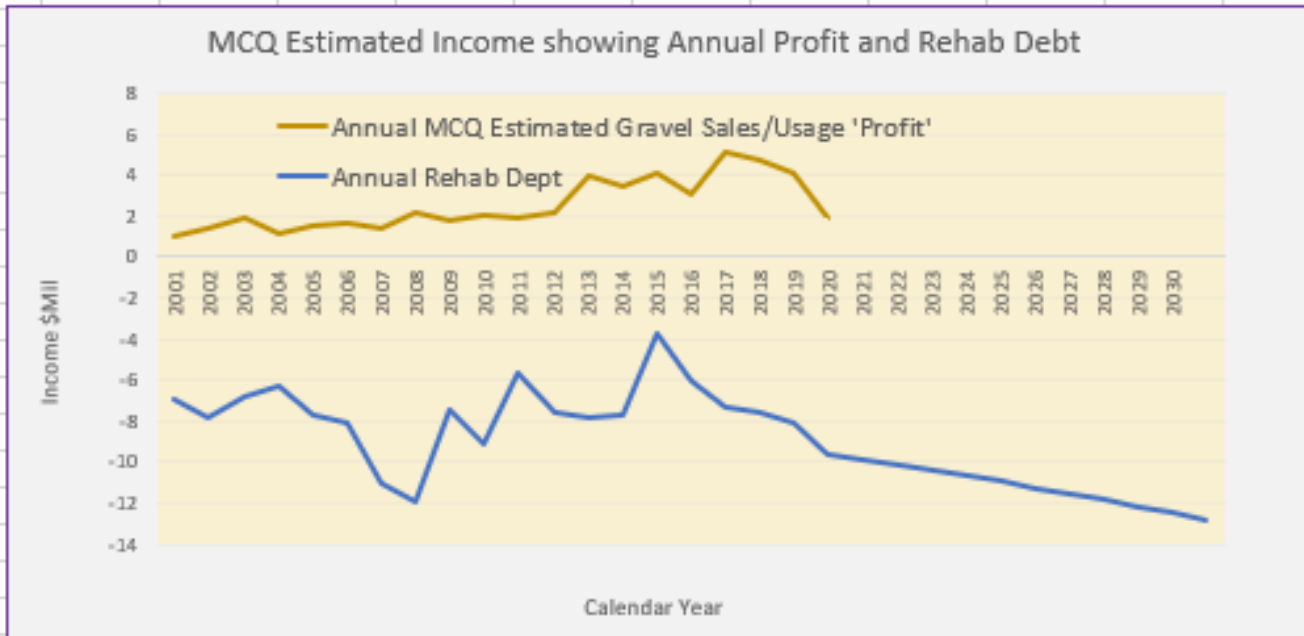
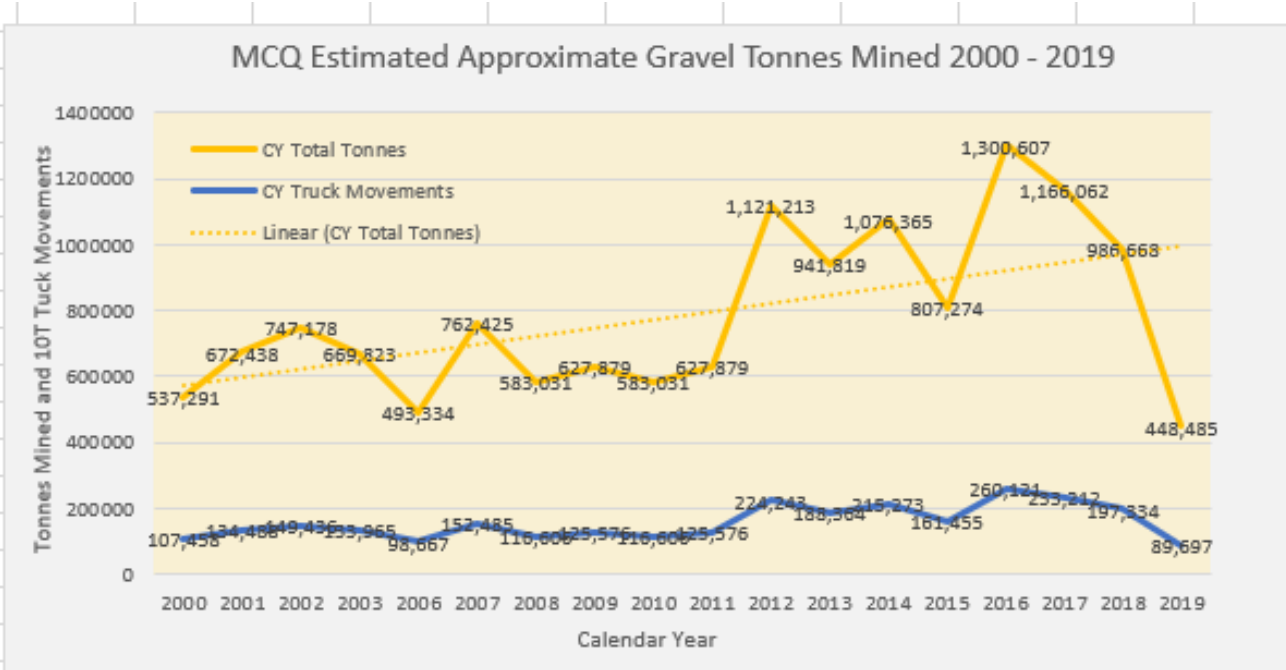
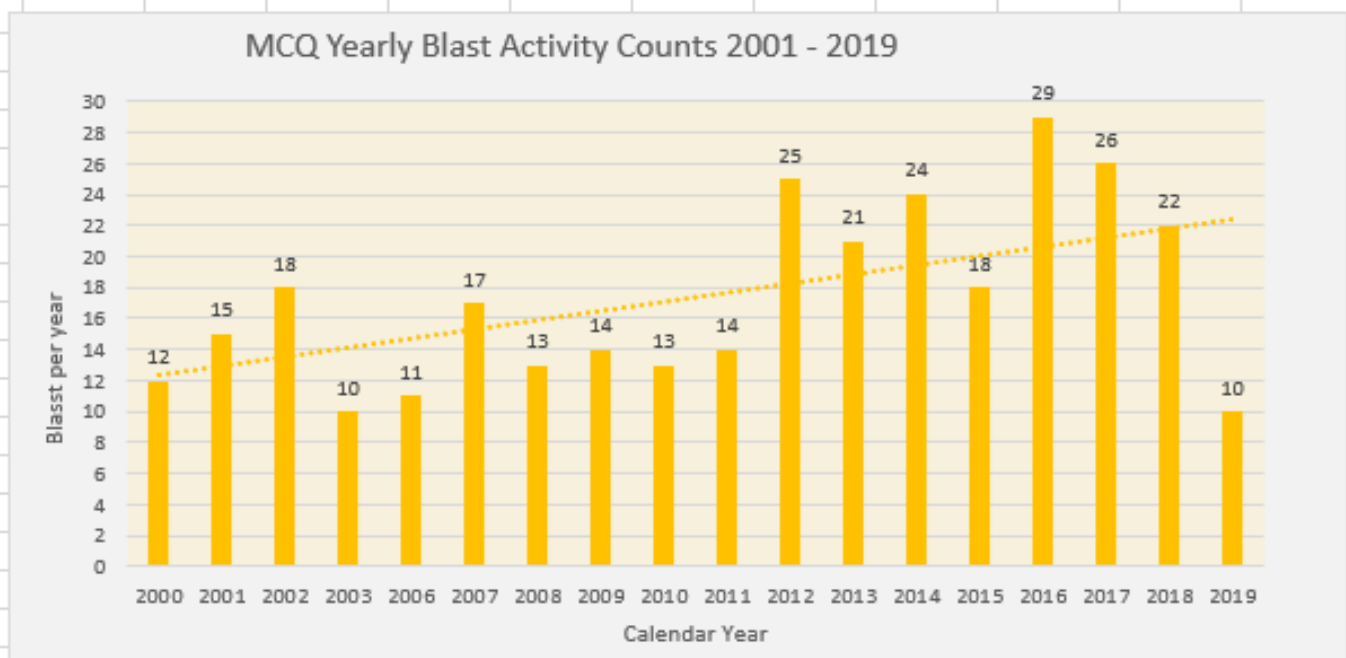


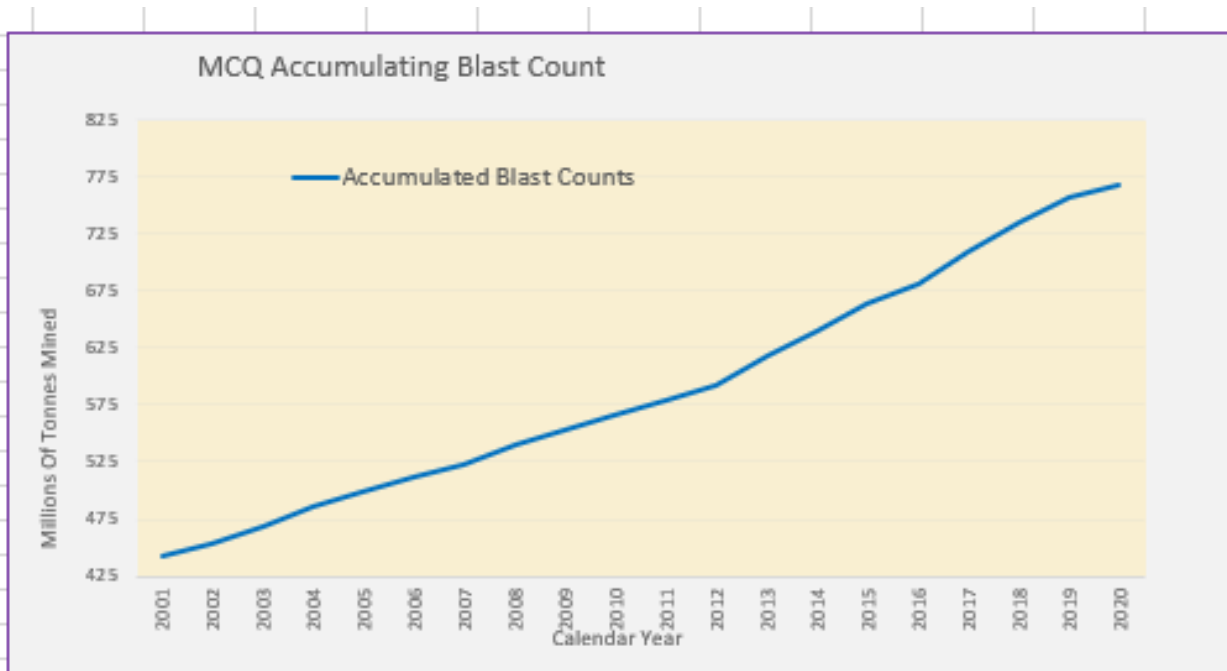
Chart shows the income made from gravel sales or internal use is less than the benefit. MCLR belief: Continued mining of Mt Coot-tha DOGIT tourist parkland = Economic Disaster.



This chart shows the estimated approximate Tonnes of Gravel mined at MCQ since 2000.
The truck movements are for 10 ton trucks (to and from), this being a fifth of the tonnage.
These truck movements are an estimation of the trucks which have been using and damaging Brisbane Streets for decades.
Total Estimated MCQ Truck Movements = 8 Million Truck Movements (to & from MCQ).



This chart shows the Exact number of blasts conducted at MCQ since 2000.
It is clear that the tonnage has decreased markedly, this requires rock to be blasted from highly visible areas.
The blasting of rock from highly visible areas is likely to be a scar on the Brisbane Landscape for decades.



This chart shows the Exact Blast Count conducted at MCQ since 2000.